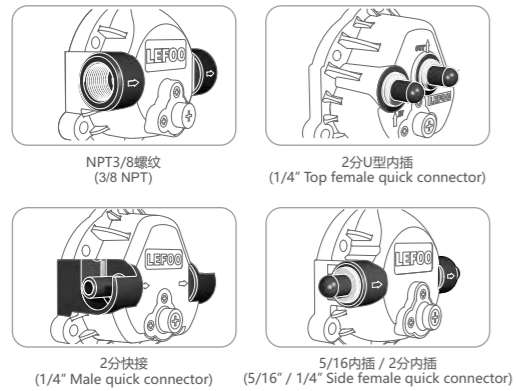


LFP 50-150 交流系列(230V)

50-150 AC series diaphragm booster pump (230V)



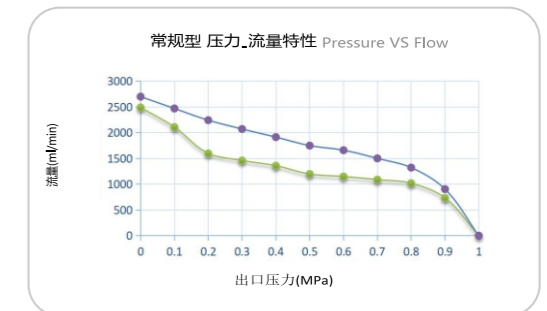
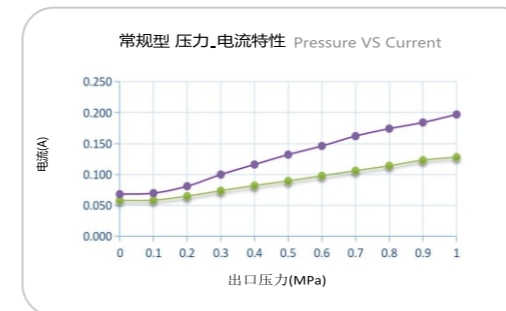
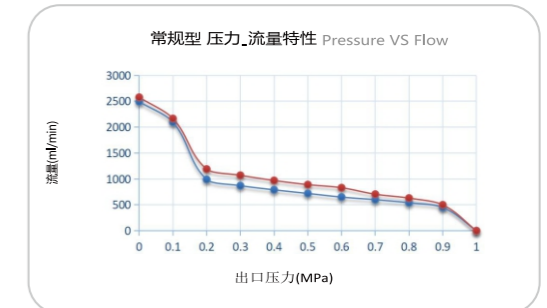
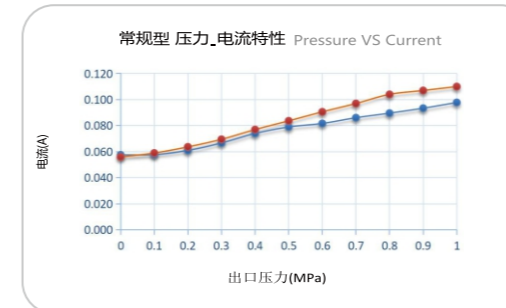
接口方式 / Interface method



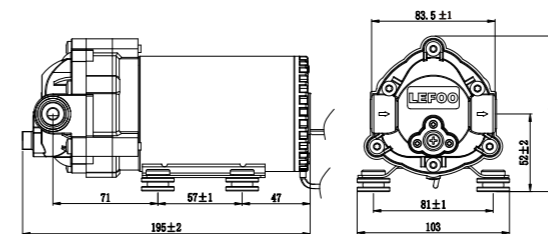
产品参数 / Product parameters

型号	LFP6050W	LFP6075W	LFP6100W	LFP6150W
额定电压	230V AC			
进水压力	0.2MPa			
工作压力	0.5MPa			
工作电流	≤0.13A	≤0.14A	≤0.16A	≤0.20A
工作流量	≥600ml/min	≥750ml/min	≥980ml/min	≥1500ml/min
开放流量	≥1600ml/min	≥1800ml/min	≥2000ml/min	≥2200ml/min
封堵压力	0.85-1.0MPa			
最大电流	≤0.24A	≤0.24A	≤0.28A	≤0.28A

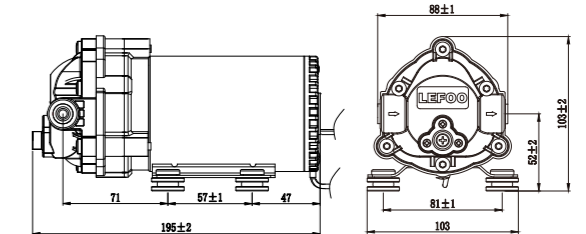
流量曲线 / Flow Curve



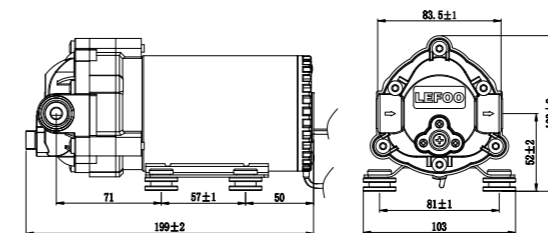
安装尺寸 / Installation size



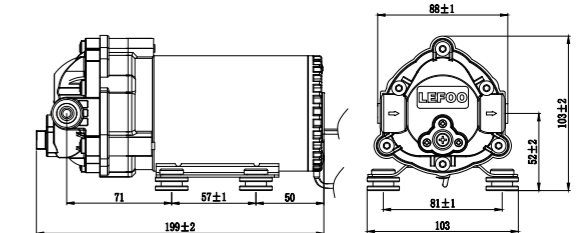
LFP6050-LFP6075W (NPT3/8 螺纹)



LFP6050-LFP6075W (1/4" 内插)



LFP6100-LFP6150W (NPT3/8 螺纹)



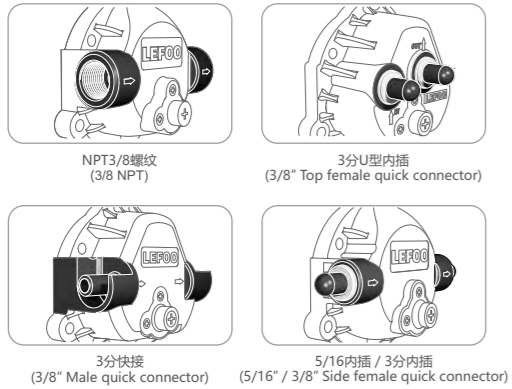
LFP6100-LFP6150W (1/4" 内插)

LFP 200-400 交流系列(230V)

200-400 AC series diaphragm booster pump (230V)



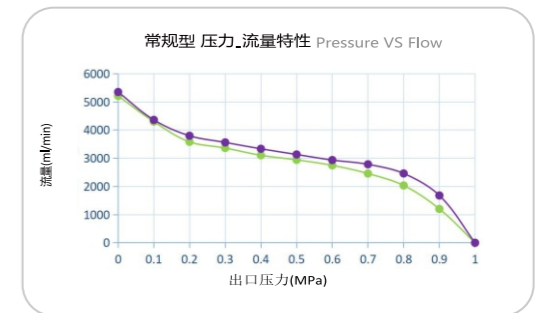
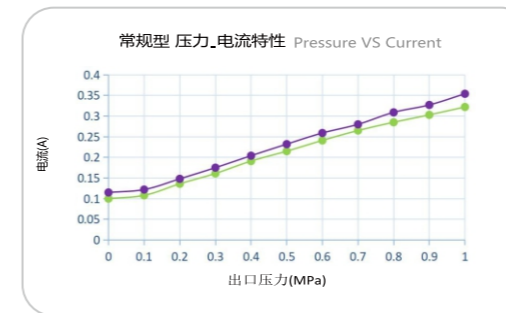
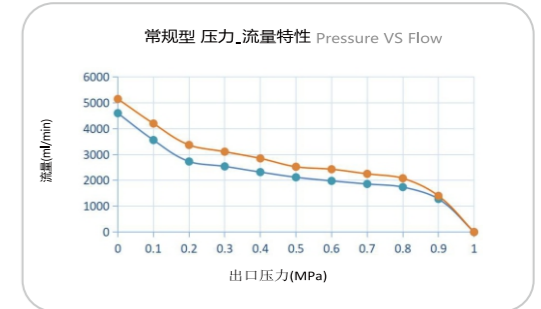
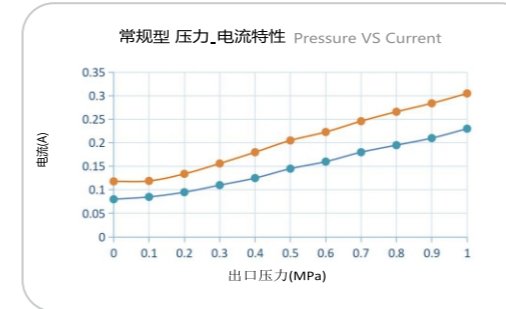
接口方式 / Interface method



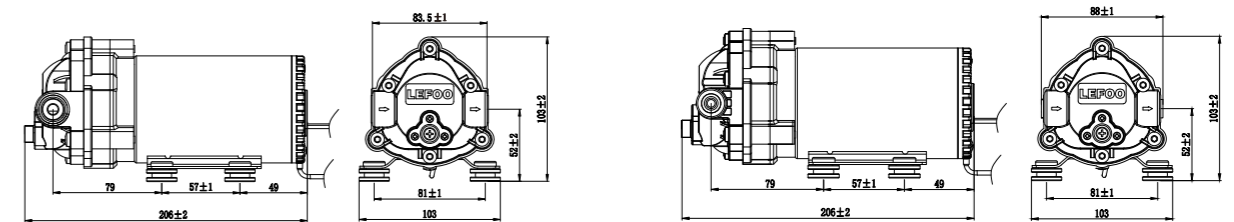
产品参数 / Product parameters

型号	LFP6200W	LFP6300W-A	LFP6300W	LFP6400W
额定电压	230V AC			
进水压力	0.2MPa			
工作压力	0.5MPa			
工作电流	≤0.23A	≤0.26A	≤0.28A	≤0.30A
工作流量	≥1900ml/min	≥2200ml/min	≥2700ml/min	≥2950ml/min
开放流量	≥2500ml/min	≥3000ml/min	≥3500ml/min	≥4000ml/min
封堵压力	0.85-1.0MPa			
最大电流	≤0.35A	≤0.38A	≤0.4A	≤0.45A

流量曲线 / Flow Curve

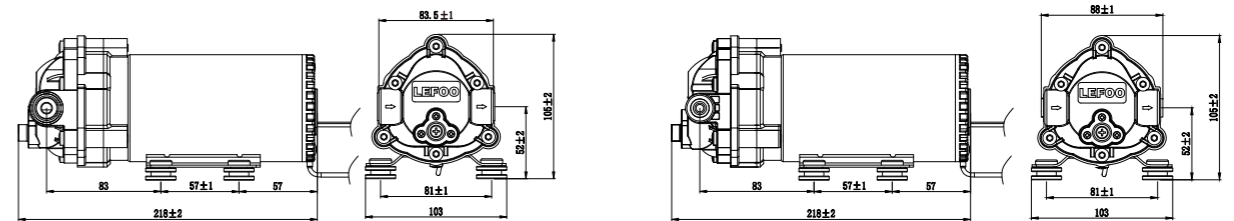


安装尺寸 / Installation size



LFP6200-LFP6300W (NPT3/8螺纹)

LFP6200-LFP6300W (3/8"内插)



LFP6400W (NPT3/8螺纹)

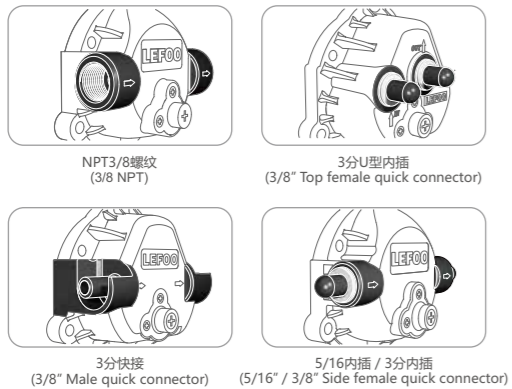
LFP6400W (3/8"内插)

LFP 500-800 交流系列(230V)

500-800 AC series diaphragm booster pump (230V)



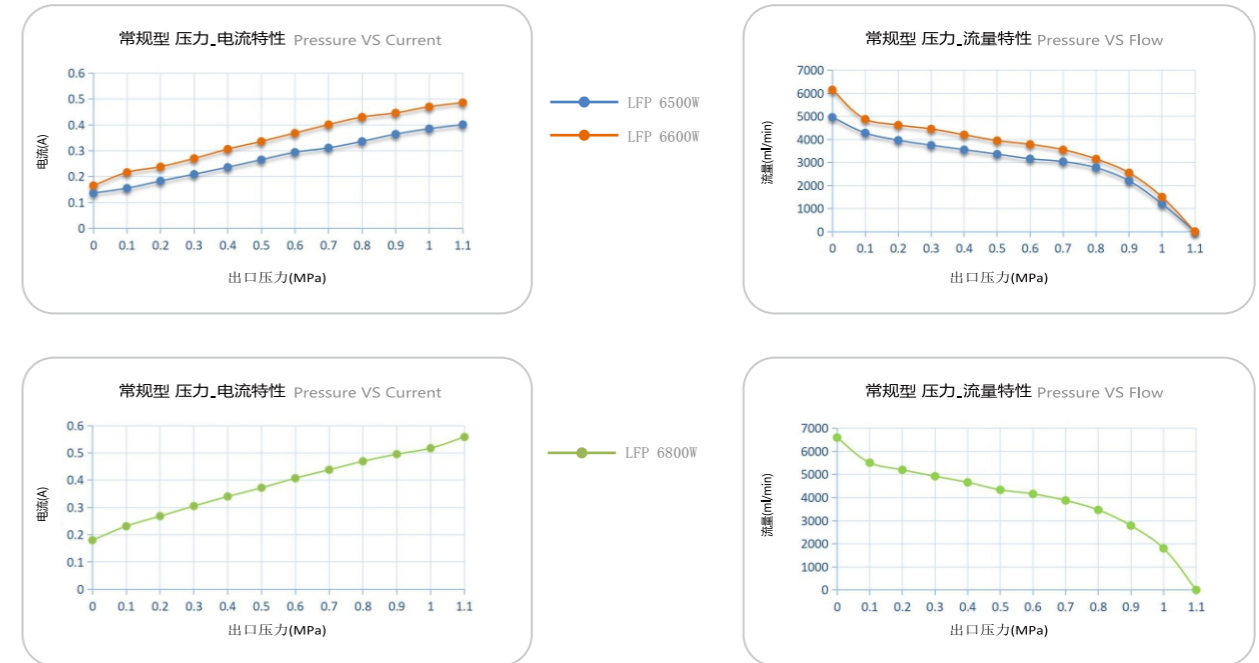
接口方式 / Interface method



产品参数 / Product parameters

型号	LFP6500W		LFP6600W		LFP6800W	
额定电压	230V AC					
进水压力	0.2MPa					
工作压力	0.5MPa	0.7MPa	0.5MPa	0.7MPa	0.5MPa	0.7MPa
工作电流	≤0.34A	≤0.39A	≤0.39A	≤0.43A	≤0.5A	≤0.55A
工作流量	≥3250ml/min	≥2800ml/min	≥3600ml/min	≥3200ml/min	≥4000ml/min	≥3600ml/min
开放流量	≥4800ml/min		≥5000ml/min		≥6000ml/min	
封堵压力	1.05-1.20MPa					
最大电流	≤0.53A		≤0.57A		≤0.8A	

流量曲线 / Flow Curve



安装尺寸 / Installation size

